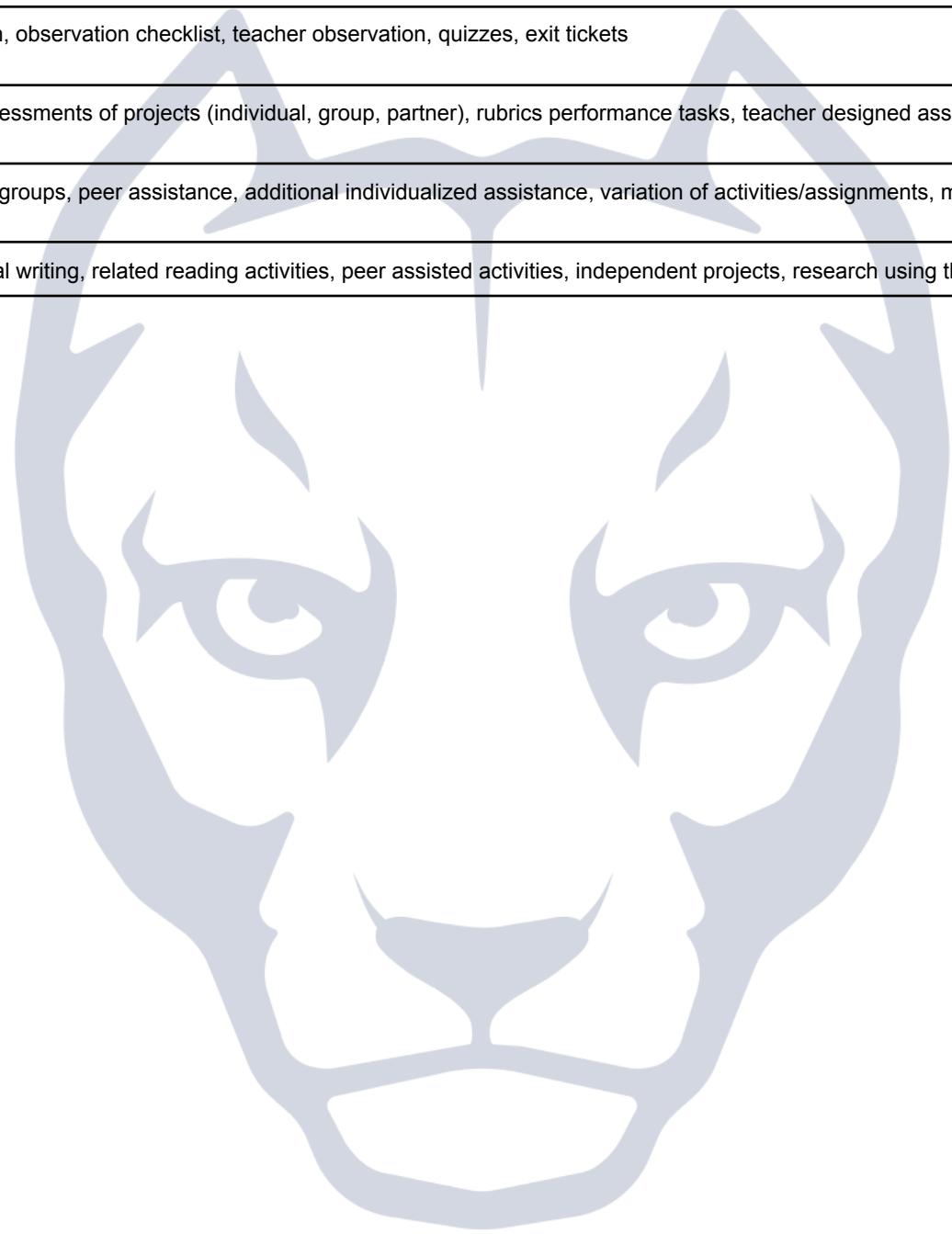


IAA Curriculum

Content Area	Fashion Design	Grade	9-12
Course Name	Fashion Design Major Level IV		

Unit	Unit 1 - Careers in Fashion					
Concepts	After completing this unit students will understand the career paths within textile apparel and design industries. The importance of customer service and legal and operational procedures will also be analyzed.					
Big Ideas & Competencies	The world of fashion has many different facets for employment and different skill set for careers. Developing quality customer service skills ensures continued employment and business success. Employers have to consider safety, security, and environmental factors when accounting for profitability while adhering to laws and regulations.					
Essential Understandings	How can you identify career paths in the fashion industry? Why are customer service skills important for success in the fashion profession? Why is it important to understand employer responsibility and legislation?					
Dates (estimates only)	Smart Objectives	Instructional Strategies and Activities	PA CC Standards	Keystone or PSSA Anchors	Keystone / PSSA Eligible Content	Vocabulary
15-20 Days	Students will be able to... Analyze career paths within textile apparel and design industries. Research the history of the fashion industry in the United States. Evaluate a variety of garments to examine quality in textiles and construction.	Guided notes Critical vocabulary Guided discussions Small group Article summaries Career research Career presentation Designer report Fashion history presentation Garment critique	16.1 16.2 16.3 16.4 16.5 16.6 16.7			Entrepreneur Innovation Trade deficit Capital haute couture merchandising designing product development Alterationist Buyer Costume designer Model Classic Style Fad Trend Fashion cycle Knock-offs
Resources	Materials, texts, videos, internet sites, software, human to support instruction					

Formative Assessments	Class participation, observation checklist, teacher observation, quizzes, exit tickets
Summative Assessments	Tests, various assessments of projects (individual, group, partner), rubrics performance tasks, teacher designed assessments
Strategies for ELL and IEP Support	Small groups, peer assistance, additional individualized assistance, variation of activities/assignments, modifications and accommodations.
Acceleration Strategies	Journal writing, related reading activities, peer assisted activities, independent projects, research using the library, internet, etc.

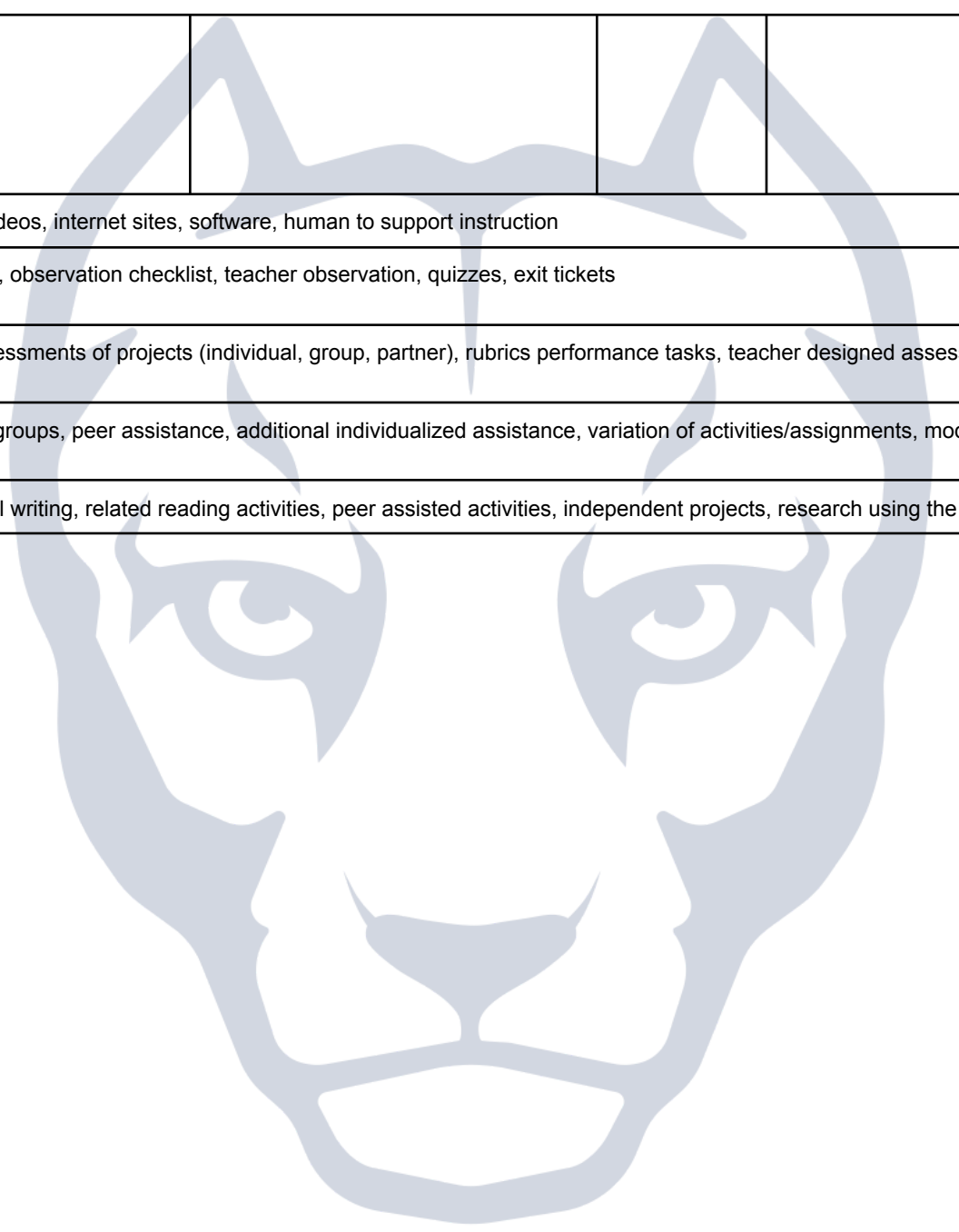


IAA Curriculum

Content Area	Fashion Design	Grade	9-12
Course Name	Fashion Design Major Level IV		

Unit	Unit 2 - Fibers and Textiles					
Concepts	This unit will encompass information about fibers and their characteristics and their relationship to the field of fashion and apparel. Identification of various styles and features on garments will be studied.					
Big Ideas & Competencies	It is important to consider fiber characteristics when selecting fabric for best use. Advances in technology continually create new fibers and textiles. Textile characteristics make some fabrics better suited for specific uses.					
Essential Understandings	Why is it important to understand fiber characteristics in garment construction? How does new technology affect fiber production? Why is textile selection important when wardrobe planning?					
Dates (estimates only)	Smart Objectives	Instructional Strategies and Activities	PA CC Standards	Keystone or PSSA Anchors	Keystone / PSSA Eligible Content	Vocabulary
15-20 Days	<p>Students will be able to...</p> <p>Evaluate fiber and textile products and materials.</p> <p>Research and critique features and styles.</p> <p>Create a brochure for a textile firm to increase sales.</p>	<p>Guided notes</p> <p>Critical vocabulary</p> <p>Guided discussions</p> <p>Small group</p> <p>Article summaries</p> <p>Features/Styles presentation</p> <p>Textile brochure</p>	<p>16.1</p> <p>16.2</p> <p>16.3</p> <p>16.4</p> <p>16.5</p> <p>16.6</p> <p>16.7</p>			<p>synthetic fibers</p> <p>natural fibers</p> <p>cellulosic fibers</p> <p>carbon footprint</p> <p>filament</p> <p>flammability</p> <p>microfiber</p> <p>wicking</p> <p>resiliency</p> <p>elasticity</p> <p>abrasion</p> <p>resistance</p> <p>twill weave</p> <p>basket weave</p> <p>knit</p> <p>Weave</p> <p>tubular silhouette</p> <p>bell silhouette</p> <p>back fullness</p> <p>silhouette</p> <p>haute couture</p> <p>silhouette cycle</p>

						historical impact tailored designer fad fashion classic
Resources	Materials, texts, videos, internet sites, software, human to support instruction					
Formative Assessments	Class participation, observation checklist, teacher observation, quizzes, exit tickets					
Summative Assessments	Tests, various assessments of projects (individual, group, partner), rubrics performance tasks, teacher designed assessments					
Strategies for ELL and IEP Support	Small groups, peer assistance, additional individualized assistance, variation of activities/assignments, modifications and accommodations.					
Acceleration Strategies	Journal writing, related reading activities, peer assisted activities, independent projects, research using the library, internet, etc.					

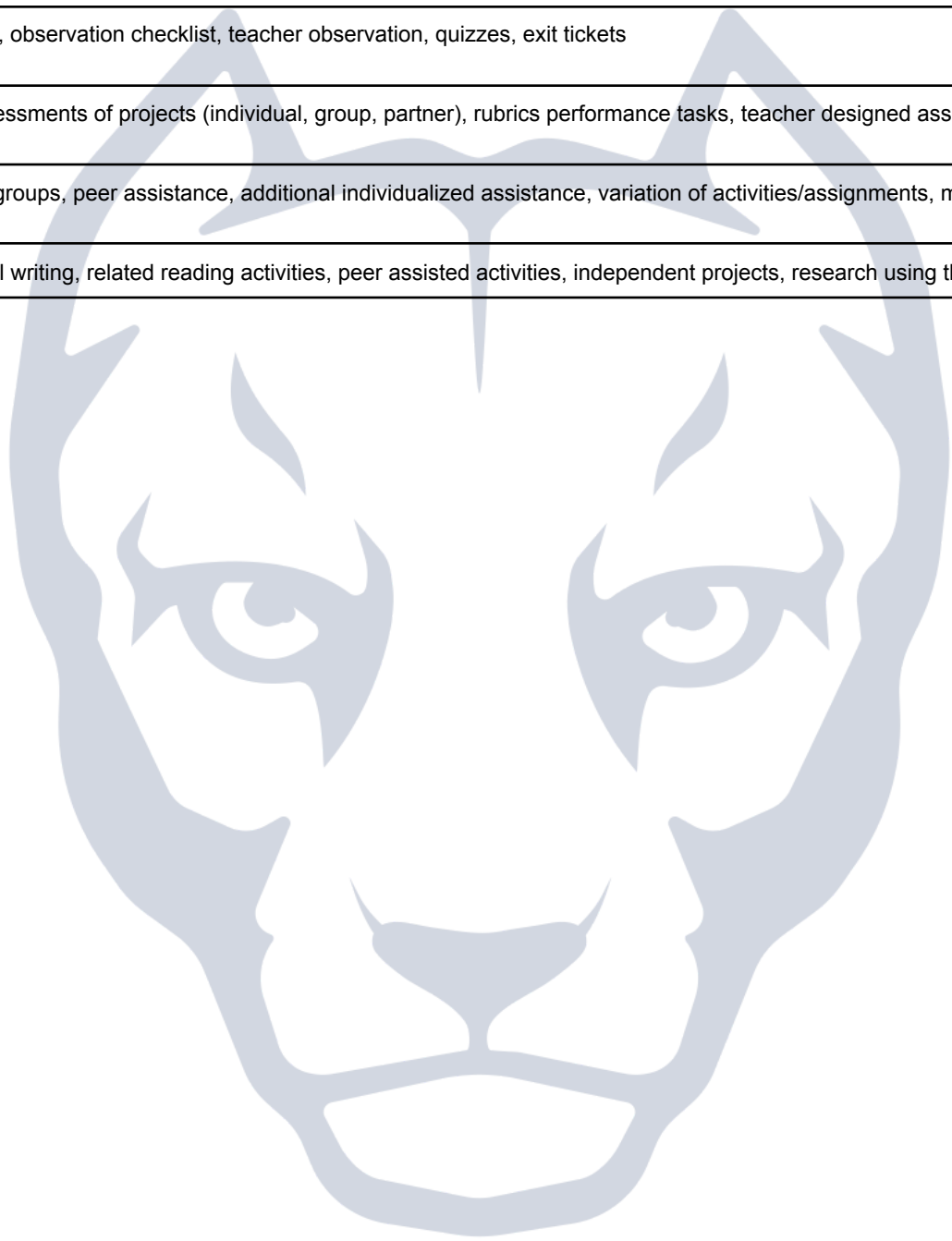


IAA Curriculum

Content Area	Fashion Design	Grade	9-12
Course Name	Fashion Design Major Level IV		

Unit	Unit 3 - Fashion Construction Part I					
Concepts	Safely utilizing the appropriate tools and machinery is essential to successful construction of garments and fashion related products. Applied usage of textiles, notions and patterns create wearable Apparel and accessories. Elements and principles of design create visual aesthetics.					
Big Ideas & Competencies	The student will be able to demonstrate the safe use of tools and equipment in the fashion laboratory. The students will be able to select appropriate tools for their specific use. The students will be able to construct a fitted garment or accessory. The students will be able to integrate the use of elements and principles of design in garment or accessory development.					
Essential Understandings	Why is it necessary to take precautions and prevent accidents when utilizing equipment in the fashion laboratory? What equipment is necessary in the construction of fashion related products? What are the parts of a pattern? How do quality sewing techniques relate to Apparel production? How do the characteristics of various textiles affect a garment's outcome? What skills are needed in order to create a wearable garment or accessory? How do the elements and principles of design combine to create successful fashions? In what way does technology assist in the buying, planning, and selling of merchandise?					
Dates (estimates only)	Smart Objectives	Instructional Strategies and Activities	PA CC Standards	Keystone or PSSA Anchors	Keystone / PSSA Eligible Content	Vocabulary
15-20 Days	Students will be able to... Review sewing lab safety rules. Student demonstration of the proper use of sewing tools. Accurately measure their partner's body parts and determine their correct pattern size. Interpret the information on the back of the pattern envelope.	Guided notes Critical vocabulary Guided discussions Small group Article summaries Project assessments Safety quiz Garment construction	16.1 16.2 16.3 16.4 16.5 16.6 16.7			Sewing Pattern Textile Garment Needle Thread Sewing Machine Seam Allowance Seam Ripper
Resources	Materials, texts, videos, internet sites, software, human to support instruction					

Formative Assessments	Class participation, observation checklist, teacher observation, quizzes, exit tickets
Summative Assessments	Tests, various assessments of projects (individual, group, partner), rubrics performance tasks, teacher designed assessments
Strategies for ELL and IEP Support	Small groups, peer assistance, additional individualized assistance, variation of activities/assignments, modifications and accommodations.
Acceleration Strategies	Journal writing, related reading activities, peer assisted activities, independent projects, research using the library, internet, etc.

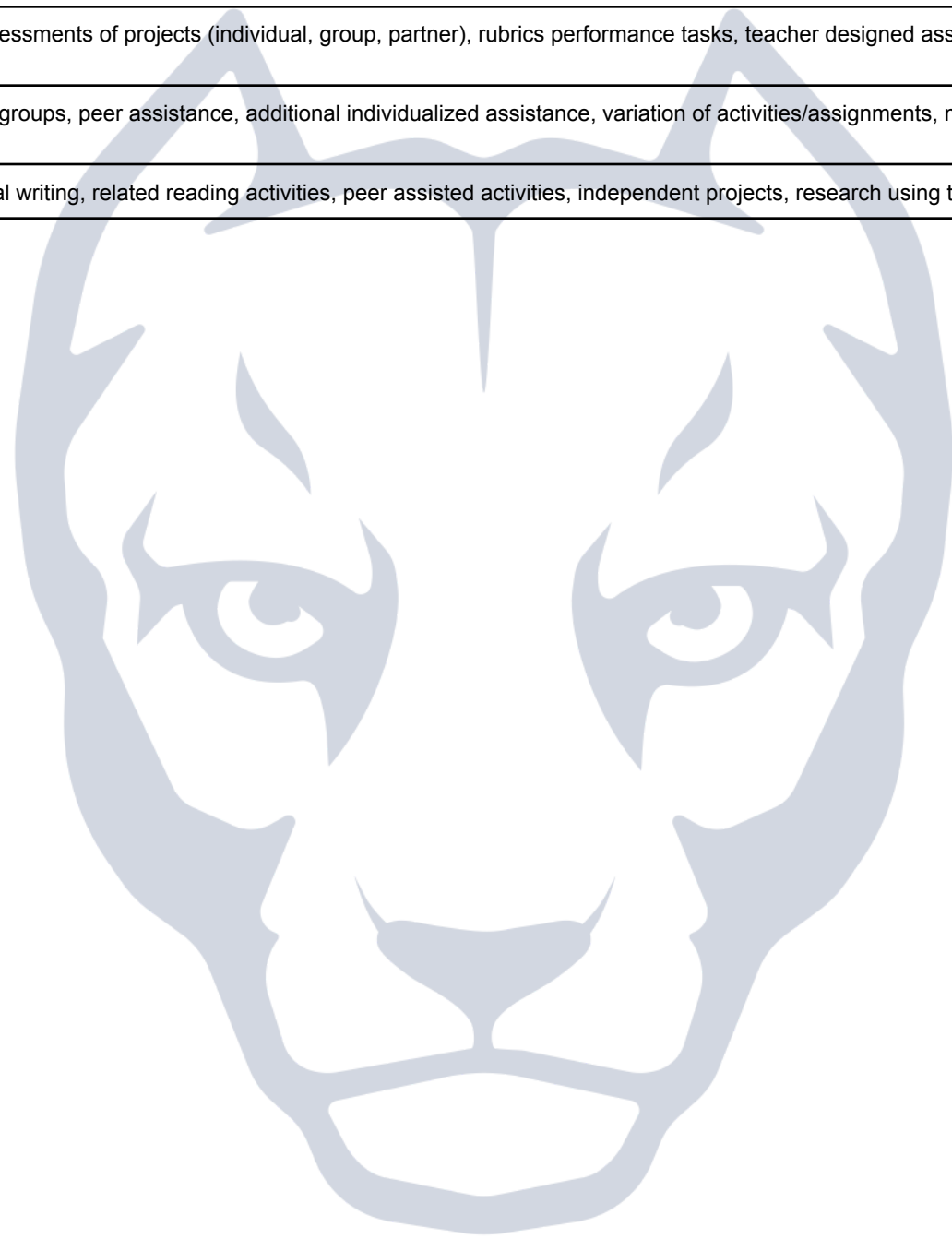


IAA Curriculum

Content Area	Fashion Design	Grade	9-12
Course Name	Fashion Design Major Level IV		

Unit	Unit 4 - Fashion Construction Part II					
Concepts	After completing this unit, students will have the knowledge and advanced sewing skills necessary to creatively construct advanced garments and projects.					
Big Ideas & Competencies	Proper construction techniques are an integral part of the design and success of fashion. A variety of construction techniques are used to accommodate garment types and styles. Many garments can be recycled, repurposed and repaired to preserve environmental resources.					
Essential Understandings	How vital are construction techniques to the success of fashion? Why are different construction techniques utilized in fashion design? Why should our environment be considered when considering the useful life of a garment?					
Dates (estimates only)	Smart Objectives	Instructional Strategies and Activities	PA CC Standards	Keystone or PSSA Anchors	Keystone / PSSA Eligible Content	Vocabulary
25-30 Days	<p>Students will be able to...</p> <p>Demonstrate fashion, apparel, and textile design skills.</p> <p>Demonstrate skills needed to produce, alter, or repair fashion, apparel, and textile products.</p> <p>Construct various projects using previously learned skills and knowledge.</p> <p>Document the process of repurposing/upcycling two individual garments.</p>	<p>Guided notes</p> <p>Critical vocabulary</p> <p>Guided discussions</p> <p>Small group</p> <p>Article summaries</p> <p>Project assessments</p> <p>Safety quiz</p> <p>Seam sample book</p> <p>Garment construction</p> <p>Upcycle garments</p>	<p>16.1</p> <p>16.2</p> <p>16.3</p> <p>16.4</p> <p>16.5</p> <p>16.6</p> <p>16.7</p>			<p>flat felled seam</p> <p>facing</p> <p>interfacing</p> <p>bias</p> <p>drape</p> <p>lining</p> <p>needle board</p> <p>sleeve board</p> <p>seam roll</p> <p>clean finish</p> <p>understitch</p> <p>serge</p> <p>edge stitch</p> <p>slipstitch</p> <p>hidden stitch</p> <p>French seam</p> <p>yoke</p> <p>inseam</p>
Resources	Materials, texts, videos, internet sites, software, human to support instruction					
Formative Assessments	Class participation, observation checklist, teacher observation, quizzes, exit tickets					

Summative Assessments	Tests, various assessments of projects (individual, group, partner), rubrics performance tasks, teacher designed assessments
Strategies for ELL and IEP Support	Small groups, peer assistance, additional individualized assistance, variation of activities/assignments, modifications and accommodations.
Acceleration Strategies	Journal writing, related reading activities, peer assisted activities, independent projects, research using the library, internet, etc.



IAA Curriculum

Content Area	Fashion Design	Grade	9-12
Course Name	Fashion Design Major Level IV		

Unit	Unit 5 - Fashion Studio Portfolio					
Concepts	Students will use the knowledge and skills gained throughout the course as well as their previous units of study to complete a variety of independent projects to fill their final portfolio.					
Big Ideas & Competencies	A variety of construction techniques are used to accommodate garment types and styles. Many garments can be recycled, repurposed and repaired to preserve environmental resources. Applied usage of textiles, notions and patterns create wearable Apparel and accessories. Elements and principles of design create visual aesthetics.					
Essential Understandings	How vital are construction techniques to the success of fashion? Why are different construction techniques utilized in fashion design? How do the characteristics of various textiles affect a garment's outcome? What skills are needed in order to create a wearable garment or accessory? How do the elements and principles of design combine to create successful fashions?					
Dates (estimates only)	Smart Objectives	Instructional Strategies and Activities	PA CC Standards	Keystone or PSSA Anchors	Keystone / PSSA Eligible Content	Vocabulary
25-30 Days	<p>Students will be able to...</p> <p>Create a book outlining a chosen business/product.</p> <p>Complete the newspaper fashion design challenge.</p> <p>Create a multimedia presentation that represents the students walk down the red carpet of fashion.</p> <p>Design and construct at least two garment pieces to be featured in the Spring Showcase.</p>	<p>Guided notes</p> <p>Critical vocabulary</p> <p>Guided discussions</p> <p>Small group</p> <p>Article summaries</p> <p>Project assessments</p> <p>Fashion online book</p> <p>Newspaper garment</p> <p>Multimedia presentation</p> <p>Showcase garments</p>	<p>16.1</p> <p>16.2</p> <p>16.3</p> <p>16.4</p> <p>16.5</p> <p>16.6</p> <p>16.7</p>			<p>flat felled seam</p> <p>facing</p> <p>interfacing</p> <p>bias</p> <p>drape</p> <p>lining</p> <p>needle board</p> <p>sleeve board</p> <p>seam roll</p> <p>clean finish</p> <p>understitch</p> <p>serge</p> <p>edge stitch</p> <p>slipstitch</p> <p>hidden stitch</p> <p>French seam</p> <p>yoke</p> <p>inseam</p>

Resources	Materials, texts, videos, internet sites, software, human to support instruction
Formative Assessments	Class participation, observation checklist, teacher observation, quizzes, exit tickets
Summative Assessments	Tests, various assessments of projects (individual, group, partner), rubrics performance tasks, teacher designed assessments
Strategies for ELL and IEP Support	Small groups, peer assistance, additional individualized assistance, variation of activities/assignments, modifications and accommodations.
Acceleration Strategies	Journal writing, related reading activities, peer assisted activities, independent projects, research using the library, internet, etc.

